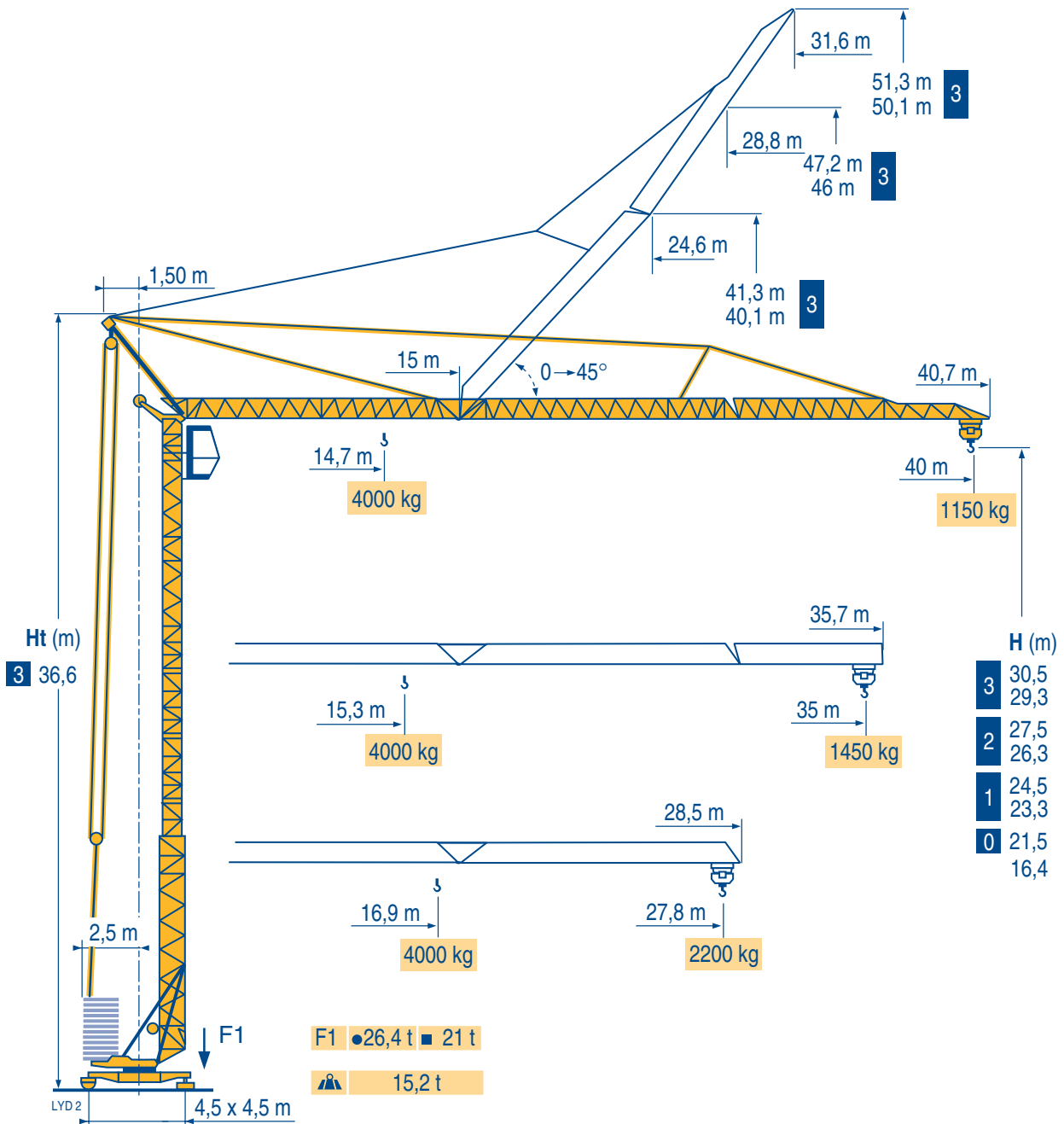
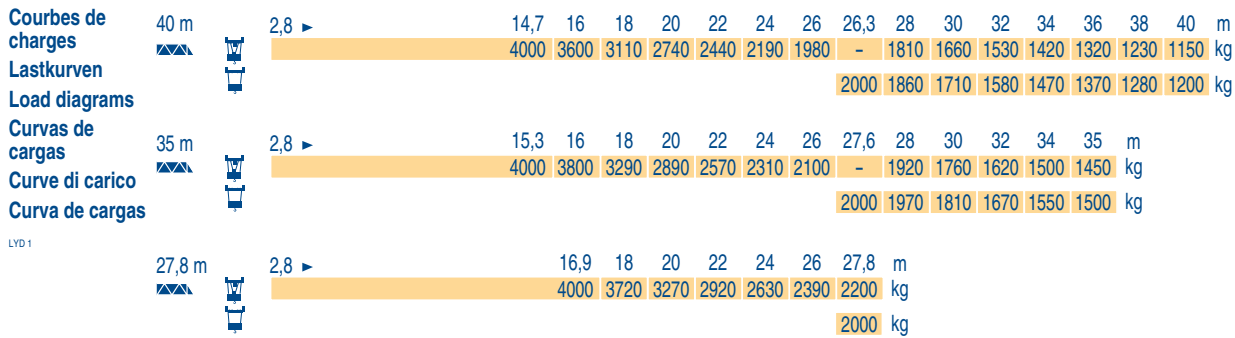
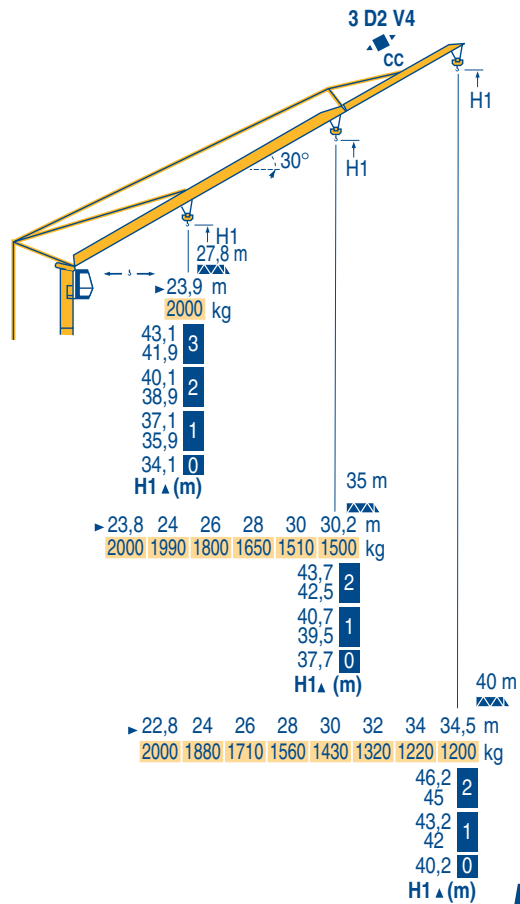
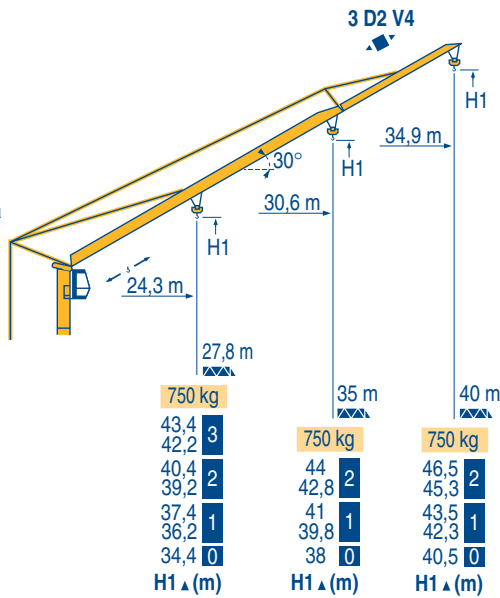


## GTMR 336 B





**F**  
**Flèche relevée**  
**Ausleger in Steilstellung**  
**Luffing jib**  
**Flecha izada**  
**Braccio impennato**  
**Laça inclinada**



**GTMR 336 B**

|  |  |  |   |  |  |  |  |  |   |  |   |
|--|--|--|---|--|--|--|--|--|---|--|---|
|  | <b>F</b><br>Chariot distributeur<br>Chariot distributeur et courbes de charges<br>Réactions en service<br>Réactions hors service<br>A vide sans lest (ni train de transport) avec flèche et hauteur maximum. |  | <b>D</b><br>Verfahrbare Laufkatze<br>Verfahrbare Laufkatze und Lastkurven<br>Reaktionskräfte in Betrieb<br>Reaktionskräfte außer Betrieb<br>Ohne Last, Ballast (und Transportachse), mit Maximalausleger und Maximalhöhe. |  | <b>GB</b><br>Traversing trolley<br>Traversing trolley and load diagrams<br>Reactions in service<br>Reactions out of service<br>Without load, ballast (or transport axes), with maximum jib and maximum height. |  | <b>E</b><br>Carro distribuidor<br>Carro distribuidor y curvas de cargas<br>Reacciones en servicio<br>Reacciones fuera de servicio<br>Sin carga, sin lastre, (ni tren de transporte), flecha y altura máxima. |  | <b>I</b><br>Carrellino distributore<br>Carrellino distributore e curve di carico<br>Reazioni in servizio<br>Reazioni fuori servizio<br>A vuoto, senza zavorra (ne assali di trasporto) con braccio massimo e altezza massima. |  | <b>P</b><br>Carro distribuidor<br>Carro distribuidor e curva de cargas<br>Reações em serviço<br>Reações fora de serviço<br>Sem carga (nem trem de transporte)- sem lastro com lança e altura máximas. |
|--|--|--|---|--|--|--|--|--|---|--|---|

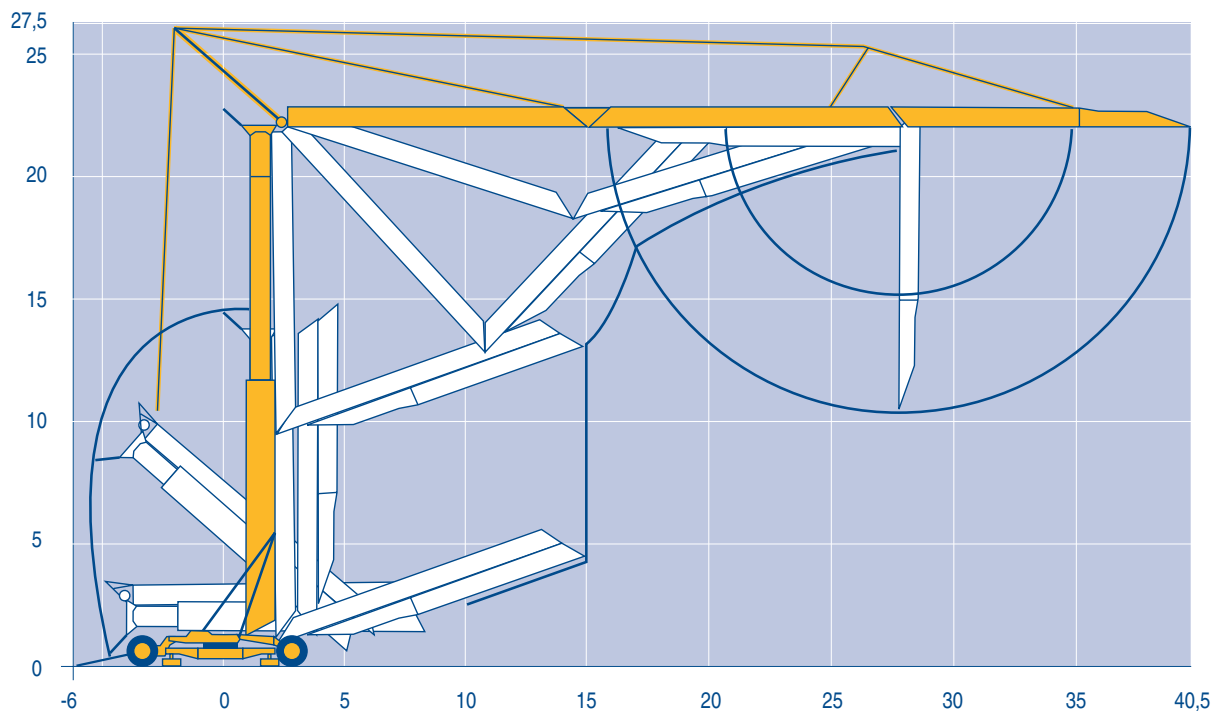
Mécanismes  
Antriebe  
Mechanisms  
Mecanismos  
Meccanismi  
Mecanismos

LVD 1

|                        |            |                     | Lifting |        |        | Lifting    |        |        | ch - PS<br>hp | kW      |
|------------------------|------------|---------------------|---------|--------|--------|------------|--------|--------|---------------|---------|
|                        |            |                     | Person  | Person | Person | Person     | Person | Person |               |         |
| ▲<br>▼                 | 20 TDPC 10 | m/min               | 8       | 25     | 50     | 4          | 12,5   | 25     | 20            | 15      |
|                        |            | kg                  | 2000    | 2000   | 1300   | 4000       | 4000   | 2600   |               |         |
| ▲<br>▼                 | 20 LVF 10  | m/min               | 5       | 25     | 50     | 2,5        | 12,5   | 25     | 20            | 15      |
|                        |            | kg                  | 2000    | 2000   | 1300   | 4000       | 4000   | 2600   |               |         |
| ◀<br>▶                 | 3 D2 V4    | m/min               | 22 - 44 |        |        |            |        |        | 4             | 3       |
| ⦿                      | RCV 32     | tr/min U/min<br>rpm | 0 → 0,8 |        |        |            |        |        | 4             | 3       |
| ⦿<br>⦿<br>R ≥ 8 m      | TVD 122    | m/min               | 25      |        |        |            |        |        | 2 x 2         | 2 x 1,5 |
|                        | TB 122     | m/min               | 25      |        |        |            |        |        | 2 x 2         | 2 x 1,5 |
| CEI 38                 |            | IEC 38              | kVA     |        |        | Headphones |        |        |               |         |
| 400 V (+6% -10%) 50 Hz |            |                     | 25 kVA  |        |        | 2000/14    |        |        |               |         |

Montage  
Montage  
Erection  
Montaje  
Montaggio  
Montagem

LVD 1



GTMR 336 B

POTAIN®



**F**

Levage  
Distribution  
Orientation  
Translation

Conforme aux directives CEE sur le niveau acoustique

**D**

Heben  
Katzfahren  
Schwenken  
Kranfahren

Gemäss EWG-Richtlinien für den Schall-Leistungspegel

**GB**

Hoisting  
Trolleying  
Slewing  
Travelling

In compliance with the EEC Instructions on noise level

**E**

Elevación  
Distribución  
Orientación  
Traslación

Conforme con las directivas CEE sobre el nivel acústico

**I**

Sollevamento  
Distribuzione  
Rotazione  
Traslazione

Conforme alle direttive CEE sul livello acustico

**P**

Elevação  
Distribuição  
Rotação  
Translação

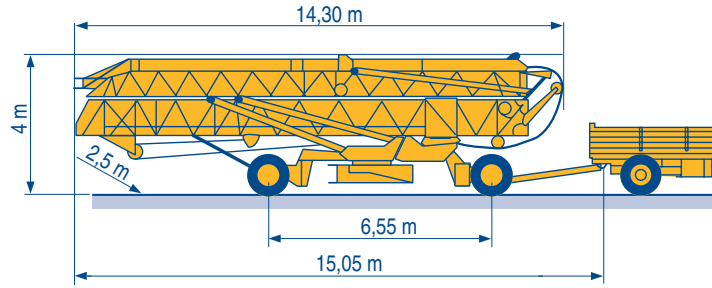
Conforme as directivas CEE sobre o nível acústico

Transport  
 Transport  
 Transport  
 Transporte  
 Trasporto  
 Transporte

LYD 1

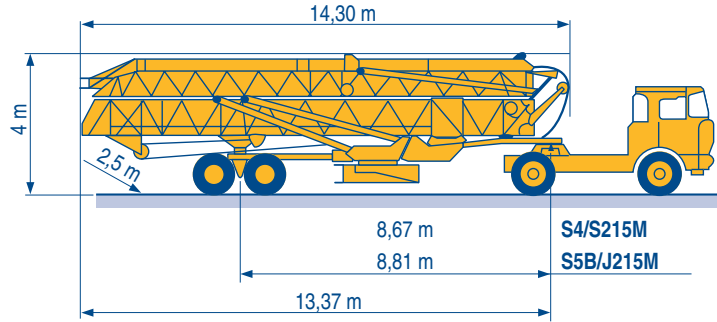
15A/25A

DJ126M/S215M



S4/S215M

S5B/J215M



Document commercial non contractuel. Pour toute information technique se référer à la notice correspondante

Unverbindliches Vertriebsdokument. Für technische Informationen, siehe die entsprechenden Anweisungen.

This commercial document is not legally binding. For any technical information, please refer to the corresponding instructions.

Documento commercial non contractuel. Para cualquier información técnica, ver la noticia correspondiente.

Documento commerciale non vincolante, per tutte le informazioni tecniche fare riferimento al catalogo istruzioni

Documento comercial não contratual. Para qualquer informação técnica complementar consultar as respectivas instruções



18, rue de Charbonnières - B.P.173  
 69132 ECULLY Cedex - France

Tél. : (33) 4 72 18 20 20  
 Fax. : (33) 4 72 18 20 00  
 www.manitowoccrane.com www.potain.com

**Americas**  
 Tel: +1 920 683 6322  
 Tel: +1 717 597 8121

**Europe - Middle East - Africa**  
 Tel : +(33) 4 72 81 50 00  
 Tel : +(44) 191 565 6281

**Asia - Pacific**  
 Tel: +(65) 6861 7133  
 Fax: +(65) 6862 4142

www.manitowoccrane.com

**GTMR 336 B**

Réf. 2003 48 LYD 2

Copyright.Reproduction interdite © POTAIN 2003

Réalisation HeadLines